








1. Have you read the "Sleep Facts" and "FAQs" documents available on the school web site? If please do so before proceeding. The information is available at <http://www.doversherborn.org/index.cfm/page/School-Start-Times/pid/21393>.

		Response Percent
I have read the "Sleep Facts" and "FAQs" documents		98.5%
I have not read the "Sleep Facts" and "FAQs" documents		1.5%
answered question		
skipped question		







2. I work at

		Response Percent	Response Count
Chickering		52.6%	30
Pine Hill		43.9%	25
Both		3.5%	2
	Comment		3
answered question			57
skipped question			9






3. I am answering this survey as a

		Response Percent	Response Count
Teacher		81.7%	49
Other employee		18.3%	11
	Comment		3
answered question			60
skipped question			6







4. How would starting the school day EARLIER (up to one half hour) affect your personal morning routine (commute, child care, etc.)?

		Response Percent	Response Count
It would be significantly improved		5.2%	3
It would be slightly improved		5.2%	3
It would be unaffected		39.7%	23
It would be slightly worse		19.0%	11
It would be significantly worse		27.6%	16
I don't know/ I am not sure		3.4%	2
	Comment		4
answered question			58
skipped question			8







5. How would ending the school day EARLIER (up to one half hour) affect your personal afternoon routine (commute, childcare, etc.)?

		Response Percent	Response Count
It would be significantly improved		10.7%	6
It would be slightly improved		28.6%	16
It would be unaffected		53.6%	30
It would be slightly worse		1.8%	1
It would be significantly worse		0.0%	0
I don't know/ I am not sure		5.4%	3
		Comment	2
		answered question	56
		skipped question	10





6. How would starting the school day LATER (up to one half hour) affect your personal morning routine (commute, child care, etc.) ?

		Response Percent	Response Count
It would be significantly improved		8.8%	5
It would be slightly improved		21.1%	12
It would be unaffected		36.8%	21
It would be slightly worse		22.8%	13
It would be significantly worse		7.0%	4
I don't know/ I am not sure		3.5%	2
		Comment	2
answered question			57
skipped question			9





7. How would ending the school day LATER (up to one half hour) affect your personal afternoon routine (commute, child care, etc.)?

		Response Percent	Response Count
It would be significantly improved		1.8%	1
It would be slightly improved		1.8%	1
It would be unaffected		40.4%	23
It would be slightly worse		29.8%	17
It would be significantly worse		21.1%	12
I don't know/ I am not sure		5.3%	3
	Comment		3
		answered question	57
		skipped question	9





8. One option being considered in conjunction with a change in elementary school start and end times would be to move required meetings (e.g., faculty meetings) to the beginning of the day. If school start and end times were to be EARLIER (up to one half hour), how would you view the option of having required meetings such as faculty meetings at the beginning of the day?

		Response Percent	Response Count
I would likely be in favor of before-school meetings		25.0%	14
I would likely not be in favor of before-school meetings		57.1%	32
I have no strong preference		16.1%	9
I don't know/ I am not sure		1.8%	1
	Comment		1
		answered question	56
		skipped question	10







9. If school start and end times were to be LATER (up to one half hour), how would you view the option of having required meetings such as faculty meetings at the beginning of the day?

		Response Percent	Response Count
I would likely be in favor of before-school meetings		60.7%	34
I would likely not be in favor of before-school meetings		25.0%	14
I have no strong preference		12.5%	7
I don't know/ I am not sure		1.8%	1
	Comment		1
		answered question	56
		skipped question	10









10. How often do your students appear sleepy or lethargic in your classroom, at any point during the day, on a daily basis?

		Response Percent	Response Count
I rarely have any student who appears sleepy or lethargic		17.9%	10
I have between 1 and 5 students who appear sleepy or lethargic at some point during the day		62.5%	35
I have more than 5 students who appear sleepy or lethargic at some point during the day		8.9%	5
I don't know/ I am not sure		10.7%	6
		Comment	3
		answered question	56
		skipped question	10









11. When you notice sleepy or lethargic students, when are they most likely to be so?

		Response Percent	Response Count
Morning		21.4%	12
Midday		12.5%	7
Afternoon		37.5%	21
No regular pattern		14.3%	8
I rarely have any student who is sleepy		10.7%	6
I don't know/ I am not sure		3.6%	2
		Comment	4
answered question			56
skipped question			10





12. What consequences in the classroom, if any, do you think are likely for ELEMENTARY students if the day started and ended EARLIER (up to a half hour)? (choose as many as you wish)

		Response Percent	Response Count
students are likely to be less sleepy in class		9.1%	5
students are likely to be more sleepy in class		41.8%	23
students are likely to be less engaged and attentive in class		27.3%	15
students are likely to be more engaged and attentive in class		12.7%	7
students are likely to have fewer behavioral problems in class		5.5%	3
students are likely to have more behavioral problems in class		12.7%	7
I do not foresee any significant consequences		34.5%	19
I don't know/ I am not sure		12.7%	7
		Comment	9
		answered question	55
		skipped question	11

13. What consequences in the classroom, if any, do you think are likely for ELEMENTARY students if the day started and ended LATER (up to one half hour)? (choose as many as you wish)

		Response Percent	Response Count
students are likely to be less sleepy in class		25.5%	14
students are likely to be more sleepy in class		10.9%	6
students are likely to be less engaged and attentive in class		14.5%	8
students are likely to be more engaged and attentive in class		18.2%	10
students are likely to have fewer behavioral problems in class		9.1%	5
students are likely to have more behavioral problems in class		7.3%	4
I do not foresee any significant consequences		27.3%	15
I don't know/ I am not sure		23.6%	13
		Comment	5
		answered question	55
		skipped question	11

14. If the decision were made to start the REGIONAL SCHOOLS later, what do you think should be the major reason to make the change?

		Response Percent	Response Count
Effect on academics		16.4%	9
Effect on social-emotional health		58.2%	32
Effect on physical health		23.6%	13
Effect on driving safety		0.0%	0
I don't know/ I am not sure		1.8%	1
	Comment		4
	answered question		55
	skipped question		11

15. Please share any other comments you wish. Thank you for your input!

	Response Count
	10
answered question	10
skipped question	56